



# 三项赛 盛装舞步科目

2024



CCI1\* 盛装舞步科目C

赛事名称：

---

日期：

---

评分裁判：

---

序号：

---

骑手：

---

国籍：

---

马匹：

---

裁判签字：

CCI1\* 盛装舞步科目C:

注1: 在三项赛一星赛事中, 只允许使用小勒单缰 (不允许使用大勒双缰)。

注2: 所有快步允许“坐鞍快步”或“轻快步”执行, 除非科目中明确说明。

2024 国际马联 三项赛 一星级CCI1* 盛装舞步 科目C 时间：从入场到最后敬礼 约4分钟							一星级 CCI1* 科目C 第1页
		动作	评判要点	分值	系数	得分	评语
1	A I	工作快步入场 延中央线前进至I点 向右10米半圆	中央线上的正直。 半圆上的柔软与流畅。	10			
2	R-K K	轻快步斜换里怀 做几步伸展 工作快步	在保持平衡与速率的前提下， 改变步幅的能力。	10			
3	A D-R	进入中央线 向右偏横步	通过背部的柔软让马横向 运步，偏横步过程中正确的 骑姿。	10			
4	R-I	工作快步向左10米 半圆	半圆的平衡与柔软，正确的 屈挠。	10			
5	I-F F-A	向左偏横步 工作快步	通过背部的柔软让马横向 运步，偏横步过程中正确的 骑姿。	10			
6	A K-B-M 仅M点前	转换到中间慢步 斜换里怀 长缰自由慢步 转换到中间慢步	A点的转换，步伐轮廓的伸 展，肩部与背部的放松， 地面覆盖与蹄印超越。	10	2		
7	M C C-H-S	转换到工作快步 转换到工作跑步 (左跑步) 工作跑步	转换中的平衡、辅助的接 受、柔软。	10			
8	S S-E	向左15米圆 工作跑步	圆上的平衡、柔软、正确 屈挠，圆的大小与形状。	10			
9	E-L-F	斜换里怀 L点转换为工作快步	辅助的接受与正确运用， 转换的平衡与流畅。	10			
10	A V	转换到工作跑步 (右跑步) 向右15米圆	圆上的平衡、柔软、正确 屈挠，圆的大小与形状。	10			
11	V与H之间 H点之前	跑步做几步伸展 工作跑步	马在保持平衡的前提下， 打开步幅与轮廓并回到工 作跑步的能力。	10			
12	H-C-M M-I-E	工作跑步 斜换里怀 I点转换为快步	辅助的接受与正确运用， 转换的平衡与流畅。	10			
13	E	转换到工作跑步 (左跑步)	转换的准确与平衡。	10			

2024 国际马联 三项赛 一星级 CCI1* 盛装舞步 科目C 时间：从入场到最后敬礼 约4分钟							一星级 CCI1* 科目C 第2页
		动作	评判要点	分值	系数	得分	评语
14	A	转换到工作快步	跑步的平衡，到快步的转换。	10			
15	F-S	轻快步斜换里怀并做几步伸展	在保持平衡与轻盈的前提下，表现马伸展轮廓与步幅的能力。	10			
16	SHCM	工作快步	节奏、平衡、背部柔软。	10			
17	R	轻快步向右20米圆并放长缰绳让马背部伸展向前向下。	骑手与马表现通过马的背部能良好伸展的能力，在获得肩部的自由与轻盈。	10	2		
18	R点前 R	收回缰绳 向右10米半圆	收回缰绳时及半圆上的平衡与柔软。	10			
19	I-G G	进入中央线 立定、不动、敬礼	中央线上的正直、平衡，立定的方正与不动	10			
长缰自由慢步自A点离开场地							
小计				210			

	综合评分	分值	系数	得分	评语
1	骑手与马匹的和谐：符合马匹训练规律而获得的人马相互信任。	10	2		
	总计	230			

扣分与罚分

路线错误：

第一次 = 2 分 .....

第二次 = 4 分 .....


第三次 = 淘汰

其它错误：每次2分

总分


总体评语：

--



# FEI™ EVENTING DRESSAGE TEST 2024



## CCI1\* Test C

Event:

---

Date:

---

Judge:

---

N° of programme:

---

Competitor:

---

Nationality:

---

Horse:

---

---

Signature of the Judge:

### CCI1\* DRESSAGE TEST C:

**Note 1:** Only snaffle bridle is allowed for CCI 1\* level (no double bridle).

**Note 2:** All trot work may be executed “sitting” or “rising” unless specified in the test.

<b>2024 FEI EVENTING</b> <b>CCI1* DRESSAGE TEST C</b> <b>Time: from entrance to final salute - approx. 4 minutes</b>						<b>CCI1* Test C</b> <b>page 1</b>
		Test	Directive ideas	Mark	Mark	Remarks
1	<b>A</b> <b>I</b>	Enter in working trot and proceed down the center line to I Half circle right 10 meters to R	The straightness of the center line, suppleness and fluency of the half circle.	10		
2	<b>R – K</b> <b>K</b>	Change the rein and show some lengthened strides in rising trot Working trot	The ability to alter the stride whilst remaining in balance and keeping the tempo.	10		
3	<b>A</b> <b>D – R</b>	Turn down center line Leg yield right	Suppleness through the back to help develop the sideways steps, correct positioning through the leg yield.	10		
4	<b>R – I</b>	Half circle left 10 meters to I in working trot	The balance and suppleness through the half circle, correct bend.	10		
5	<b>I – F</b> <b>F – A</b>	Leg yield left Working trot	Suppleness through the back to help develop the sideways steps, correct positioning through the leg yield.	10		
6	<b>A</b> <b>K-B-M</b>  <b>Just before M</b>	Transition to medium walk  Change the rein in free walk on a long rein  Transition to medium walk	The transition at A, lengthening of frame and stride, and the looseness of the shoulders and back, development of ground cover and over-track.	<b>10x2</b>		
7	<b>M</b> <b>C</b> <b>C-H-S</b>	Transition to working trot Transition to working canter left Working canter	Balance, acceptance of the aids and suppleness in the transitions.	10		
8	<b>S</b> <b>S – E</b>	Circle left 15 meters Working canter	The balance and suppleness, correct bend, size and shape of the circle.	10		
9	<b>E-L-F</b>	Change the rein with a transition to working trot over L	The acceptance of and correct application of the aids, balance of the transitions and fluency.	10		
10	<b>A</b>  <b>V</b>	Transition to working canter right  Circle right 15 meters	The balance and suppleness, correct bend, size and shape of the circle.	10		
11	<b>Between V and H</b>  <b>Before H</b>	Show a few lengthened strides in canter  Working canter	The ability of the horse to open the stride and frame and return to working canter whilst remaining balanced.	10		
12	<b>H-C-M</b>  <b>M-I-E</b>	Working canter  Change the rein with a transition to trot over I	The acceptance of and correct application of the aids, balance of the transitions and fluency.	10		
13	<b>E</b>	Transition to working canter left	The accuracy and balance of the transition.	10		
14	<b>A</b>	Transition to working trot	The balance in the canter and the transition to trot.	10		
To carry forward				150		

Carried forward				150		
15	F – S	Change the rein and show a few lengthened strides in rising trot	The ability of the horse to show some lengthening of frame and stride, whilst maintaining balance and lightness.	10		
16	SHCM	Working trot	Rhythm balance and suppleness through the back.	10		
17	R	Circle right 20 meters and allow the horse to stretch over the back, forward and down on a long rein in rising trot	The ability of the combination to demonstrate a good stretch over the horses back, developing freedom through the shoulder and lightness whilst seeking the contact forward.	10x2		
18	Before R  R	Retake the reins  Half circle right 10 meters to l	Balance and suppleness on the retake of rein and the half circle.	10		
19	I – G  G	On center line  Halt, immobility and salute	Straightness on center line, balance and squareness of the halt and the immobility.	10		
Leave the arena at a free walk on a long rein at A						
SUB TOTAL				210		
	COLLECTIVE MARK			Mark	Mark	Remarks
1	Harmony of Athlete and Horse		A confident partnership created by adhering to the scale of training.	10 Coeff. 2		
TOTAL				230		

To be deducted / Penalty Points:

Errors of course are penalised:

1<sup>st</sup> time = 2 points .....

2<sup>nd</sup> time = 4 points .....

3<sup>rd</sup> time = elimination

Other errors : Two (2) points per error to be deducted


**TOTAL**

Overall remarks:



DressageDiagrams.com

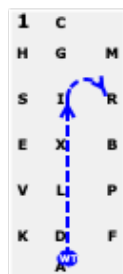


# FEI EVENTING 1\* STAR INTRO DRESSAGE TEST C 2024

[20x60, viewed from A end]

page 1 of 1

- \* Trot work may be sitting or rising unless specified in the test
- \* Saffle bridle only. No double bridle



A: Enter in working trot and proceed down the center line to I  
I: Half circle right 10 meters to R



RK: Change the rein and show some lengthened strides in rising trot  
K: Working trot  
K bet. L&X: rising /



A: Turn down center line  
DR: Leg yield right




RI: Half circle left 10 meters to I in working trot



IF: Leg yield left  
FA: Working trot



A: Transition to medium walk  
K&M: Change the rein in free walk on a long rein  
Just before M: Transition to medium walk  
double score



M: Transition to working trot  
C: Transition to working canter left  
CHS: Working canter




S: Circle left 15 meters  
SE: Working canter



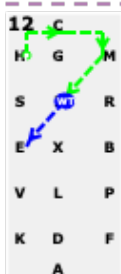
ELF: Change the rein with a transition to working trot over L



A: Transition to working canter right  
V: Circle right 15 meters



Bet. V&H: Show a few lengthened strides in canter  
Before H: Working canter



HCM: Working canter  
MIE: Change the rein with a transition to trot over I




E: Transition to working canter left



A: Transition to working trot



FS: Change the rein and show a few lengthened strides in rising trot



SHCM: Working trot



R: Circle right 20 meters and allow the horse to stretch over the back (forward and down) on a long rein in rising trot  
double score



Before R: Retake the reins  
R: Half circle right 10 meters to I



IG: On center line  
G: Halt immobility and salute

Suitable for use by commander